



TITAN®

GAS AND CONVERTIBLE AIRLESS





THE BEST AND LONGEST WARRANTY IN THE INDUSTRY

4-Year Manufacturer's Defect

We pledge that our sprayers are free from defects in materials and workmanship. This excludes normal wear items and consumables such as filters, piston, packings, tips, etc.

Lifetime DuraLife Brushless HE and PMDC Brushless Motor Warranty

If the motor fails for any reason (including wear) for as long as you own the sprayer, we will replace the motor at no cost to you.

Limited Lifetime DCX Motor Warranty

If the motor fails from normal usage for as long as you own the sprayer, we will replace the motor at no cost to you.

Gas Engine Warranty

3-year Honda® and 2-years all others.

2-Year Turbine Warranty

Lifetime Drive Train Warranty

If the drive train fails from normal usage for as long as you own the sprayer, we will replace the drive train at no cost to you.

Lifetime Warranty on PermaStroke® Technology Fluid Pump

Get a lifetime warranty on the PermaStroke Technology fluid pump. If the fluid pump fails for any reason (including wear) for as long as you own the sprayer, we will replace the fluid pump at no cost.

35-Day Satisfaction Guarantee

If for any reason the sprayer does not perform up to your expectations within 35 days, the sprayer can be exchanged for the identical model or full credit towards the purchase of a Titan sprayer of larger size and value.

Express Parts Program

- Over 650 Authorized Service Centers nationwide
- The most common repair parts are guaranteed to be in stock 100% of the time
- If for any reason your preferred Authorized Service Center is out of stock, free 2nd day air is available when ordered by 3:00 pm (EST)

SEE BACK PAGE FOR OUR PLATINUM AND ELITE PROGRAMS.



TITAN[®]

GAS AND CONVERTIBLE AIRLESS

04 ELITE™

Perfect for the smaller to medium size contractor that is looking for a lightweight, portable sprayer

15 HYDRA™

The ultimate sprayers for any job where maximum power is required and dependability is critical.

05 POWRBEAST™

Heavy duty direct immersion sprayers capable of spraying heavy to light bodied coatings.

16 ACCESSORIES

Make your sprayer more effective with hard working accessories from Titan.

09 POWRTWIN®

These hydraulic piston sprayers have been the choice for serious contractors on large scale applications for decades.

17 SPECIFICATIONS

Compare Titan's Gas and Convertible Airless pumps and make sure you get the perfect sprayer for whatever your needs may be.

14 POWRTWIN DI

The most powerful portable sprayers on the market today.

OUR MISSION

When your business depends on the tools you use,
you need to be able to count on the people who make them.

Our relentless commitment to helping every professional painter
be their best leads to better work, improved ROI and growing business.

ELITE™ 3500

The Titan Elite 3500 is a gas-powered, sealed hydraulic paint sprayer that offers a lifetime of durability. It uses the revolutionary PermaStroke® Technology that has no piston, packings or clutch to replace, and is backed by the Elite™ lifetime fluid pump warranty. The Elite 3500 is a versatile direct drive sprayer that delivers a consistent finish and is easy to operate and is field serviceable, keeping contractors on the job.

Features:

PermaStroke® Technology

No piston, packings or cylinder to wear out

- ▶ One Piece Inlet & Outlet Valves
- ▶ 100% Field Serviceable

Sealed Hydraulic System

Has no electronics and no clutches to burn out

FlatLine Pulsation Dampener™

- ▶ Eliminates all pressure fluctuations and deadband in the system
- ▶ Provides smooth operation and a consistent finish

Sureflo™ Pusher Valve

Makes priming easy

No-Spill Pump Filter

Vertical design holds coating in the housing when removed

Large 12" Pneumatic Tires

For increased portability and travel over rough surfaces

Built-In Lift Handles

For easy loading and unloading

Telescoping Handle With Hose Wrap

Two Tip Holders

For added convenience to quickly change tip sizes



▶ Elite 3500 Low Rider



▶ The Elite 3500 comes complete with RX-Pro Gun, 517 TR1 Reversible Tip and 1/4" x 50' Airless Hose.

POWERED by HONDA™

	Elite 3500 High Rider	Elite 3500 Low Rider
SPECIFICATIONS		
Max. Delivery	0.75 GPM (2.8 LPM)	0.75 GPM (2.8 LPM)
Max. Tip Size (1-Gun)	0.27"	0.27"
Max. Operating Pressure	3300 PSI (22.75 MPa)	3300 PSI (22.75 MPa)
Engine	120 CC Honda® GX 120	120 CC Honda® GX 120
Weight	103 lbs	95 lbs
Part Number	0537012	0537013

POWRBEAST™ SERIES

Since their introduction, PowrBeast direct immersion hydraulic piston sprayers have been the choice for serious contractors for large scale residential, commercial and industrial applications.




HydraStroke™ Technology

- Unmatched durability and performance powered by digitally driven hydraulics
- Versatility to spray heavy and light bodied coatings without worry of burning out clutches
- System is optimized with one moving part reducing heat and extending life



Severe Service™ Fluid Section

- Long and slow stroking piston maximizes power and durability
- Proven Titan technology with 35 years in the field
- Field serviceable with easy to remove/replace fluid section



Intelligent Design

- Extremely efficient cooling system
 - Fan and shroud maximize cool air flow over warm areas
 - Radiator style active cooling hydraulic tank
- Large 12" pneumatic tires make it easy to move around job site
- Simplified pump assembly for easier service

POWERED by
HONDA™

POWRBEAST™ 4700

1.60 GPM

Recommended for up to
300 gallons per week.

Features:

HydraStroke Technology™

Efficient and versatile with
no clutch to burn

Severe Service™ Fluid Section

Powerful slow-stroking piston

Active Cooling Tank

Maximizes airflow to actively
cool the system

Front Mounted Motor/Pump Assembly

Easy to access for maintenance
and service

Optimized Shrouding

Directs air flow across the motor
keeping it cooler

Large 12" Pneumatic Tires

For increased portability and travel over
rough surfaces

Built-In Lift Handles

For easy loading and unloading

5 Gallon Bucket Holder



PowrBeast 4700

The PowrBeast 4700 delivers extreme durability and the power to spray heavy bodied coatings finishing large residential or commercial jobs with ease. Delivering 1.6 gallons per minute means you can connect up to 3 guns and keep a crew spraying.



■ The PowrBeast 4700 comes complete with RX-Pro Gun, 517 TR¹ Reversible Tip and 1/4" x 50' Airless Hose.

	PowrBeast 4700
SPECIFICATIONS	
Max. Delivery	1.60 GPM
Max. Tip Size (1-Gun)	0.041"
Max. Tip Size (2-Guns)	0.029"
Max. Tip Size (3-Guns)	0.021"
Max. Tip Size (4-Guns)	0.019"
Max. Operating Pressure	3300 PSI
Engine/Motor	160 CC Honda® GX160
Weight	173 lbs
Part Number	0537001

POWRBEAST™ 7700

2.00 GPM

Recommended for up to
500 gallons per week.



PowrBeast 7700

The PowrBeast 7700 delivers extreme durability and the power to spray heavy bodied coatings finishing large residential or commercial jobs with ease. Take a step up in power delivering 2.0 gallons per minute means you can connect up to 4 guns and keep a larger crew spraying.

SPECIFICATIONS	PowrBeast 7700
Max. Delivery	2.00 GPM
Max. Tip Size (1-Gun)	0.047"
Max. Tip Size (2-Guns)	0.033"
Max. Tip Size (3-Guns)	0.027"
Max. Tip Size (4-Guns)	0.023"
Max. Operating Pressure	3300 PSI
Engine	200 CC Honda® GX200
Weight	179 lbs
Part Number	0537005

Features:

HydraStroke Technology™

Efficient and versatile with no clutch to burn

Severe Service™ Fluid Section

Powerful slow-stroking piston

Active Cooling Tank

Maximizes airflow to actively cool the system

Submersed Foot Valve

Maximizes suction for heavy graded materials

Front Mounted Motor/Pump Assembly

Easy to access for maintenance and service

Cooling Shroud

Directs air flow across the motor keeping it cooler

Large 12" Pneumatic Tires

For increased portability and travel over rough surfaces

Built-In Lift Handles

For easy loading and unloading

5 Gallon Bucket Holder



The PowrBeast 7700 comes complete with RX-Pro Gun, 517 TR¹ Reversible Tip and 1/4" x 50' Airless Hose.

POWRBEAST 9700

3.00 GPM

Recommended for up to
500 gallons per week.

Features:

HydraStroke Technology™

Efficient and versatile with
no clutch to burn

Severe Service™ Fluid Section

Powerful slow-stroking piston

Active Cooling Tank

Maximizes airflow to actively
cool the system

Front Mounted Motor/Pump Assembly

Easy to access for maintenance
and service

Optimized Shrouding

Directs air movement across the electric
motor keeping it cooler

Large 12" Pneumatic Tires

For increased portability and travel over
rough surfaces

Built-In Lift Handles

For easy loading and unloading

5 Gallon Bucket Holder

**POWERED by
HONDA™**



The PowrBeast 9700 comes complete
with RX-Pro Gun, 517 TR¹ Reversible Tip
and 1/4" x 50' Airless Hose.



PowrBeast 9700

The PowrBeast 9700 delivers extreme durability and the power to spray heavy bodied coatings finishing large residential or commercial jobs with ease. Take a step up in power delivering 3.0 gallons per minute means you can connect up to 5 guns and keep a larger crew spraying.

	PowrBeast 9700
SPECIFICATIONS	
Max. Delivery	3.00 GPM
Max. Tip Size (1-Gun)	0.055"
Max. Tip Size (2-Guns)	0.039"
Max. Tip Size (3-Guns)	0.031"
Max. Tip Size (4-Guns)	0.027"
Max. Tip Size (5-Guns)	0.023"
Max. Operating Pressure	3300 PSI
Engine	270 CC Honda® GX 270
Weight	199 lbs
Part Number	0537007

POWRTWIN™ SERIES

Since their introduction almost half a century ago, Titan PowrTwin hydraulic piston sprayers have a well-earned reputation for durability and dependability among serious contractors for large scale residential, commercial and industrial applications and multi-gun usage.



Convertible

Easy, tool-free convertibility for projects where gas engines are not permitted.

2.0 HP Electric Converto Kit sold separately.



Belt Guard

Easy access for converting from electric to gas power.

POWERED by
HONDA™



Speeflo® HydraDrive™

Smooth, slow-stroking hydraulic drive provides extreme power and reliability.



Severe Service™ 900 Pump

Cylinder and piston rod are tempered with a proprietary heat-treating process that increases pump life 150% over competitive pumps. And self-adjusting packings resist over-tightening and help prevent premature wear.

POWRTWIN™ 4900 PLUS

1.50 GPM

Recommended for up to
250 gallons per week.

Features:

Accurate Pressure Control

Ranges from 400 to 3300 PSI. Spray low viscosity primers to heavy-bodied finish paints.

Vented Hydraulic Fill and Dip Stick

Easy access for less mess.

Easy-Remove Filter

Only 3 turns to remove.

Wrap Around Frame

For extra strength and stability.

Durable Cart

With telescoping handle and convenient lift handles.

Honda® 160cc OHV GX160 Engine

Overhead cam engines have greater fuel efficiency than overhead valve engines.

Convenient Pail Hook



PowrTwin 4900 Plus

Designed and built for contractors who are serious about completing large scale painting projects quickly and profitably. The PowrTwin 4900 Plus is ideal for professionals who want the slow-stroking power and maximum durability that only the PowrTwin 4900 Plus can deliver. Delivering 1.5 gallons per minute means you can connect up to 3 guns and keep a crew spraying.



The PowrTwin 4900 Plus comes complete with RX-Pro Gun, 517 TR¹ Reversible Tip and 1/4" x 50' Airless Hose.

	PowrTwin 4900 Plus
SPECIFICATIONS	
Max. Delivery - Gas	1.50 GPM
Max. Delivery - Electric	1.10 GPM
Max. Tip Size (1-Gun) - Gas	0.038"
Max. Tip Size (2-Guns) - Gas	0.028"
Max. Tip Size (1-Gun) - Electric	0.031"
Max. Tip Size (2-Guns) - Electric	0.023"
Max. Operating Pressure	3300 PSI
Engine	160cc Honda® GX 160
CONFIGURATIONS	
With Gas Engine	0290012

POWRTWIN™ 6900 PLUS

2.25 GPM

Recommended for up to
400 gallons per week.

Features:

Accurate Pressure Control

Ranges from 400 to 3300 PSI. Spray low viscosity primers to heavy-bodied finish paints.

Vented Hydraulic Fill and Dip Stick

Easy access for less mess.

Easy-Remove Filter

Only 3 turns to remove.

Wrap Around Frame

For extra strength and stability.

High Efficiency Cooling Fan

Keeps the hydraulics cooler for longer life.

Durable Cart

With telescoping handle and convenient lift handles.

Honda 160cc OHV GX160 Engine

Dependable, gas-powered engine with low-oil alert.

Convenient Pail Hook



PowrTwin 6900 Plus

Designed and built for contractors who are serious about completing large scale painting projects quickly and profitably. The PowrTwin 6900 Plus is ideal for professionals who want the slow-stroking power and maximum durability that only the Powrtwin 6900 Plus can deliver. Take a step up in power delivering 2.25 gallons per minute (Gas Model) means you can connect up to 4 guns and keep a larger crew spraying.

	PowrTwin 6900 Plus	PowrTwin 6900 Plus Electric
SPECIFICATIONS		
Max. Delivery - Gas	2.25 GPM	----
Max. Delivery - Electric	1.25 GPM	1.25 GPM
Max. Tip Size (1-Gun) - Gas	0.050"	0.050"
Max. Tip Size (2-Guns) - Gas	0.033"	0.033"
Max. Tip Size (1-Gun) - Electric	0.036"	0.036"
Max. Tip Size (2-Guns) - Electric	0.026"	0.026"
Max. Operating Pressure	3300 PSI	3300 PSI
Engine	160cc Honda® GX 160	2.00 HP
CONFIGURATIONS		
	PART NO.	PART NO.
With Gas Engine	0290013	----
With Electric Motor	----	0290028



The PowrTwin 6900 Plus comes complete with S-3 Gun, 517 TR¹ Reversible Tip and 1/4" x 50' Airless Hose.

POWRTWIN™ 8900 PLUS

2.50 GPM

Recommended for up to 400 gallons per week.

Features:

Accurate Pressure Control

Ranges from 400 to 3300 PSI. Spray low viscosity primers to heavy-bodied finish paints, block filler and elastomers.

Vented Hydraulic Fill and Dip Stick

Easy access for less mess.

Easy-Remove Filter

Only 3 turns to remove.

Wrap Around Frame

For extra strength and stability.

High Efficiency Cooling Fan

Keeps the hydraulics cooler for longer life.

Durable Cart

With telescoping handle and convenient lift handles.

Convenient Pail Hook

Honda® 200cc OHV GX200 Engine

Dependable, gas-powered engine with low-oil alert.



PowrTwin 8900 Plus

Designed and built for contractors who are serious about completing large scale painting projects quickly and profitably. The PowrTwin 8900 Plus is ideal for professionals who want the slow-stroking power and maximum durability that only the PowrTwin 8900 Plus can deliver. Take a step up in power delivering 2.5 gallons per minute (Gas Model) means you can connect up to 4 guns and keep a larger crew spraying.

	PowrTwin 8900 Plus	PowrTwin 8900 Plus Electric
SPECIFICATIONS		
Max. Delivery - Gas	2.50 GPM	----
Max. Delivery - Electric	1.25 GPM	1.25 GPM
Max. Tip Size (1-Gun) - Gas	0.054"	0.054"
Max. Tip Size (2-Guns) - Gas	0.038"	0.038"
Max. Tip Size (1-Gun) - Electric	0.036"	0.036"
Max. Tip Size (2-Guns) - Electric	0.026"	0.026"
Max. Operating Pressure	3300 PSI	3300 PSI
Engine	200cc Honda® GX 200	2.00 HP
CONFIGURATIONS		
	PART NO.	PART NO.
With Gas Engine	0290018	----
With Electric Motor	----	0290027



The PowrTwin 8900 Plus comes complete with S-5 Gun, 517 TR¹ Reversible Tip and 1/4" x 50' Airless Hose.

POWRTWIN™ 12000 PLUS

3.15 GPM

Recommended for
500+ gallons per week.



PowrTwin 12000 Plus

Designed and built for contractors who are serious about completing large scale painting projects quickly and profitably. The PowrTwin 12000 Plus is ideal for professionals who want the slow-stroking power and maximum durability that only the Powrtwin 12000 Plus can deliver. Take a step up in power delivering 3.15 gallons per minute (Gas Model) means you can connect up to 4 guns and keep a larger crew spraying.

PowrTwin 12000 Plus	
SPECIFICATIONS	
Max. Delivery - Gas	3.15 GPM
Max. Delivery - Electric	1.25 GPM
Max. Tip Size (1-Gun) - Gas	0.058"
Max. Tip Size (2-Guns) - Gas	0.040"
Max. Tip Size (1-Gun) - Electric	0.036"
Max. Tip Size (2-Guns) - Electric	0.026"
Max. Operating Pressure	3600 PSI
Engine	270cc Honda® GX 270
CONFIGURATIONS	PART NO.
With Gas Engine	0290016

Features:

Accurate Pressure Control

Ranges from 400 to 3600 PSI. Spray low viscosity primers to heavy-bodied finish paints, block filler and elastomerics.

Vented Hydraulic Fill and Dip Stick

Easy access for less mess.

Easy-Remove Filter

Only 3 turns to remove.

Wrap Around Frame

For extra strength and stability.

High Efficiency Cooling Fan

Keeps the hydraulics cooler for longer life.

Durable Cart

With telescoping handle and convenient lift handles.

Convenient Pail Hook

Honda® 270cc OHV GX270 Engine

Dependable, gas-powered engine with low-oil alert.



The PowrTwin 12000 Plus comes complete with S-5 Gun, 517 TR¹ Reversible Tip and 1/4" x 50' Airless Hose.

POWRTWIN™ DI SERIES

The PowrTwin DI units with submersed foot valve create the most efficient siphon system on the market today allowing the spraying of very heavy coatings. Additionally, our EZ swing frame makes this the most efficient and convenient to use gas hydraulic system in the market today.

Features:

Direct Immersion

The 6900 Plus DI has a submersed foot valve which you allows you to siphon heavy viscosity coatings.

Power Multiple Spray Guns

The 12000 Plus DI has an industry leading 3.15 GPM giving it the ability to power up to 6 spray guns.

Easy to Convert

Easily convert to gas or electric power without any tools.

Belt Guard

Easy access for converting from gas to electric.



EZ Swing Frame

Allows for less spillage during paint changes and lower height (and center of gravity) of unit for easy transportation.

POWERED by
HONDA™

PowrTwin 6900 Plus DI

0290021

Configured with a submersible foot valve designed for very heavy materials, including drywall mud.



■ PowrTwin 6900 Plus DI Electric



PowrTwin 12000 Plus DI

0290023

The flagship of the line and is recommended for very large scale projects where up to 6 guns may be needed, or application of very heavy coatings. The most portable roofing sprayer ever.



	GAS POWERED		ELECTRIC
	PowrTwin 6900 Plus DI	PowrTwin 12000 Plus DI	PowrTwin 6900 Plus DI Electric
SPECIFICATIONS			
Max. Delivery - Gas	2.25 GPM	3.15 GPM	2.25 GPM
Max. Delivery - Electric	1.25 GPM	1.25 GPM	1.25 GPM
Max. Tip Size (1-Gun) - Gas	0.050"	0.058"	0.050"
Max. Tip Size (2-Guns) - Gas	0.033"	0.040"	0.033"
Max. Tip Size (1-Gun) - Electric	0.036"	0.036"	0.036"
Max. Tip Size (2-Guns) - Electric	0.026"	0.026"	0.026"
Max. Operating Pressure	3300 PSI	3600 PSI	3300 PSI
Engine	160cc Honda® GX 160	270cc Honda® GX 270	2.00 HP TEFC DC
CONFIGURATIONS			
	PART NO.	PART NO.	PART NO.
With Gas Engine	0290021	0290023	----
With Electric Motor	----	---	0290029



■ PowrTwin 12000 Plus DI comes complete with RX-Apex Non-filtered Gun, 517 TR¹ Reversible Tip and 3/8" x 50' Airless Hose.

■ PowrTwin 6900 Plus DI (Gas and Electric) come with RX-Apex Non-filtered Gun, 517 TR¹ Reversible Tip and 3/8" x 50' Airless Hose.

HYDRA™ SERIES

Bridges, water tanks, roofing, foundations and other large projects require the kind of hydraulic piston power only a Hydra can deliver. It is the ultimate sprayer for any job where maximum power is required and dependability is critical.

Features:

Maximum Fluid Section Life

Titan's ultra slow-stroking hydraulic piston maximizes fluid section life.

Designed for Ultra-Heavy Coatings

Including mastics, waterproofing and roof coatings.



High Production Unit

Handles all architectural coatings including epoxies and roof coatings.



High Performance

Great for hard to spray coatings, multiple guns and long hose lengths.

POWERED by
HONDA™

Hydra Pro IV 433-820

High production unit for all architectural coatings, dry wall mud, epoxies, most mastics and elastomeric roof coatings.



Hydra M 4000 433-801

Delivers the added pressure needed for hard to atomize coatings or long hose runs.



Hydra M 2000 433-860

High production sprayer for below grade waterproofing and roof coatings.



Hydra M 4000 Remote





433-802



	Hydra Pro IV	Hydra M 2000	Hydra M 4000
SPECIFICATIONS			
Max. Delivery	2.50 GPM	6.00 GPM	3.30 GPM
Max. Tip Size	0.050"	0.075"	0.060"
Max. Operating Pressure	3300 PSI	2000 PSI	4000 PSI
Cycles Per Gallon	24	7	13
Engine	390cc Honda® GX390	390cc Honda® GX 90	390cc Honda® GX390
CONFIGURATIONS			
	PART NO.	PART NO.	PART NO.
Filter Model	433-820	433-860	433-801
3/4" Outlet Model	----	----	433-800
1" Outlet Model	----	433-860	----

RX-APEX

AIRLESS SPRAY GUN

-  **All-Day Trigger®**
28% lighter trigger pull force and 74% less hold force.
-  **FingerPrint+ Grip™**
Fully adjustable grip delivers maximum customization.
-  **Infinity Packing®**
2X the gun life by reversing the seat and changing the ball.
-  **Free-Flow Swivel**
Only direct feed airless gun with built-in swivel.

- ◆ Comes with two-finger trigger
- ◆ Pressure rated at 5000 PSI (34.5 MPa)

DESCRIPTION	PART NO.
RX-Apex, Non-Filtered Airless Gun with TR ¹ Tip	0538070
RX-Apex, Filtered Airless Gun with TR ¹ Tip	0538075
RX-Apex, Non-Filtered Airless Gun, Hose & TR ¹ Tip Kit	0538072
RX-Apex, Non-Filtered, High Pressure Airless Gun, Hose & TR ¹ Tip Kit	0538073
RX-Apex, Filtered Airless Gun, Hose & TR ¹ Tip Kit	0538076
RX-Apex, Filtered Airless Gun, Hose & TR ¹ HEA Tip Kit	0538077

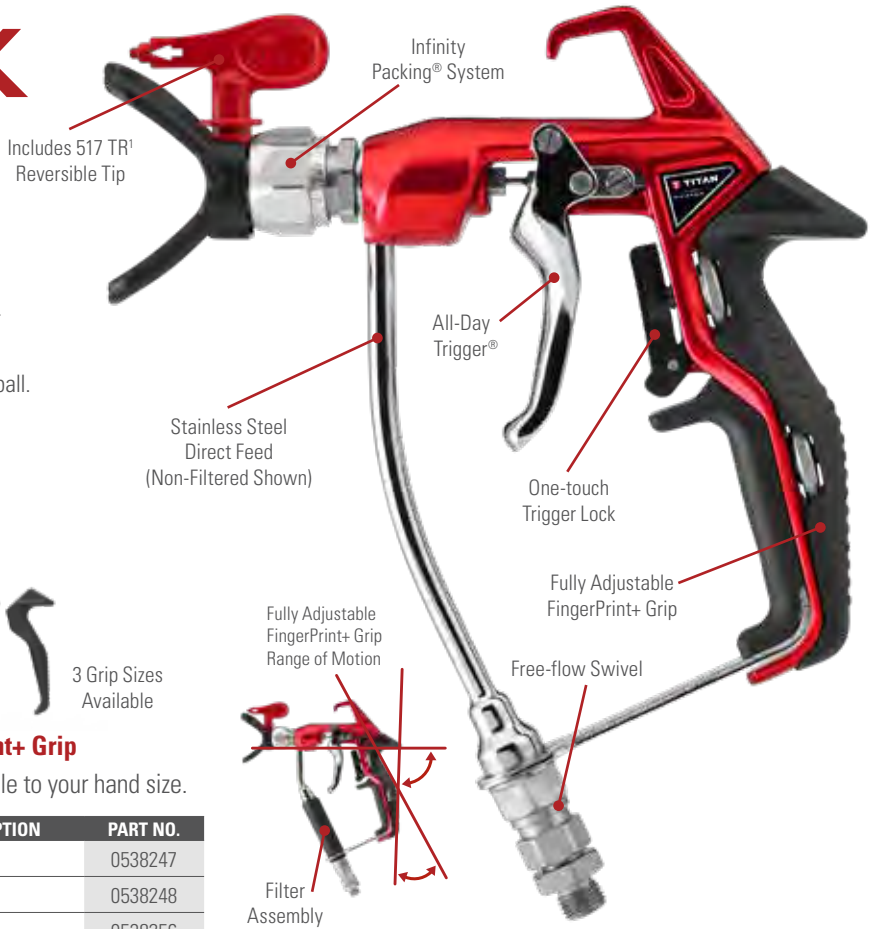


3 Grip Sizes Available

FingerPrint+ Grip



Customizable to your hand size.

DESCRIPTION	PART NO.
Small	0538247
Medium	0538248
Full	0538256



RX-PRO®

AIRLESS SPRAY GUN

-  **Ultra-light Trigger**
30% lighter than the competitors trigger pull decreasing fatigue.
-  **FingerPrint Grip®**
Customize the grip to comfortably fit any painter's hand.
-  **Infinity Packing®**
2X the gun life by reversing the seat and changing the ball.
-  **Onboard Tools**
Smart tools that make jobsite life easier.

- ◆ Comes with both two and four-finger trigger
- ◆ Pressure rated at 3600 PSI (24.8 MPa)

DESCRIPTION	PART NO.
RX-Pro Airless Gun with TR ¹ Tip	0538020
RX-Pro Gun, Hose, Whip & Tip Kit	0538022
RX-Pro Gun, Hose & Tip Kit (8-pk)	0538022A
RX-Pro Gun, Hose, Whip & HEA™ Tip Kit	0538033
RX-Pro Ball Valve	0538221
RX-Pro Seat	594-033
RX-Pro Packing Seal Assy.	0538204A



3 Grip Sizes Available

FingerPrint Grip

Customizable to your hand size.

DESCRIPTION	PART NO.
Small	0538217
Medium	0538218
Large	0538219



SPECIAL COATING SPECIFICATIONS

	Elite 3500	PowrBeast 4700	PowrBeast 7700	PowrBeast 9700	PowrTwin 4900/6900	PowrTwin 8900/12000	PowrTwin 6900DI/12000DI	Hydra Pro IV	Hydra M 4000	Hydra M 2000
INDUSTRIAL FINISHES										
Lacquers	✓	✓			✓					
Stains	✓	✓			✓					
Sealers	✓	✓			✓					
Varnishes	✓	✓			✓					
Polyurethanes	✓	✓			✓					
ARCHITECTURAL COATINGS										
Latex	✓	✓	✓	✓	✓	✓	✓	✓		
Enamel	✓	✓	✓	✓	✓	✓	✓	✓		
Block Filler			✓	✓	✓	✓	✓	✓	✓	
Elastomerics			✓	✓	✓	✓	✓	✓	✓	
PROTECTIVE COATINGS										
Acrylic-Waterborne	✓	✓	✓	✓	✓	✓	✓	✓	✓	
Acrylic-Solventborne	✓	✓	✓	✓	✓	✓	✓	✓	✓	
Alkyd	✓	✓	✓	✓	✓	✓	✓	✓	✓	
Epoxy Finishes	✓	✓	✓	✓	✓	✓	✓	✓	✓	
Epoxy Mastics	✓	✓	✓	✓	✓	✓	✓	✓	✓	
Polyurethane	✓	✓	✓	✓	✓	✓	✓	✓	✓	
Phenolic	✓	✓	✓	✓	✓	✓	✓	✓	✓	
Vinyl	✓	✓	✓	✓	✓	✓	✓	✓	✓	✓
Coal Tar									✓	✓
Zinc Rich-Organic									✓	✓
Solvent Based	✓	✓	✓	✓	✓	✓	✓	✓	✓	✓
ROOF COATINGS / WATERPROOFING										
Asphalt Emulsion										✓
Cutback Asphalts										✓
Fibrated Aluminum										✓
Elastomerics			✓	✓	✓	✓	✓	✓	✓	✓
Water Based		✓	✓	✓	✓	✓	✓	✓	✓	✓
Polyurethanes				✓	✓	✓	✓	✓	✓	
Mastics-Sprayable				✓	✓	✓	✓	✓	✓	
Bituminous Coatings										✓
Sealants-Sprayable				✓	✓	✓	✓		✓	
Texture Coatings					✓		✓			
Smooth			✓	✓	✓	✓	✓	✓	✓	✓
Cool Roof				✓	✓	✓	✓	✓	✓	








*These are general guidelines. Call Titan Technical Support to confirm individual coatings if you have questions.

SPECIFICATIONS



	Elite 3500	PowrBeast 4700	PowrBeast 7700	PowrBeast 9700	PowrTwin 4900 Plus	PowrTwin 6900 Plus
--	-----------------------	---------------------------	---------------------------	---------------------------	-------------------------------	-------------------------------

Part Number - Gas	High Rider 0537012/ Low Rider 0537013	0537001	0537005	0537007	0290012	0290013
Part Number - Electric	----	----	----	----	----	0290028
Max Delivery (GPM) - Gas	0.75 (2.8 LPM)	1.60 (6.1 LPM)	2.00 (7.6 LPM)	3.00 (11.4 LPM)	1.50 (5.7 LPM)	2.25 (8.5 LPM)
Max Delivery (GPM) - Electric	----	----	----	----	1.10 (4.2 LPM)	1.25 (4.7 LPM)
Max Tip Size, 1-Gun - Gas	0.27"	0.041"	0.047"	0.055"	0.037"	0.050"
Max Tip Size, 2-Guns - Gas	----	0.029"	0.033"	0.039"	0.028"	0.033"
Max Tip Size, 3-Guns - Gas	----	0.021"	0.027"	0.031"	0.022"	0.023"
Max Tip Size, 4-Guns - Gas	----	0.019"	0.023"	0.027"	----	0.019"
Max Tip Size, 5-Guns - Gas	----	----	----	0.023"	----	----
Max Tip Size, 6-Guns - Gas	----	----	----	----	----	----
Max Tip Size, 1-Gun - Electric	----	----	----	----	0.031"	0.036"
Max Tip Size, 2-Guns - Electric	----	----	----	----	0.028"	0.033"
Max Tip Size, 3-Guns - Electric	----	----	----	----	0.022"	0.023"
Max Tip Size, 4-Guns - Electric	----	----	----	----	----	0.019"
Max. Operating Pressure (PSI)	3300 (22.8 MPa)	3300 (22.8 MPa)	3300 (22.8 MPa)	3300 (22.8 MPa)	3300 (22.8 MPa)	3300 (26.4 MPa)
Engine	120 CC Honda® GX 120	160 CC Honda® GX 160	200 CC Honda® GX 200	270 CC Honda® GX 270	160cc Honda® GX 160	160cc Honda® GX 160
Electric Motor	----	----	----	----	2.00 HP TEFC DC	2.00 HP TEFC DC
Max. Hose Length	300' (91.4 m)	300' (91.4 m)	300' (91.4 m)	300' (91.4 m)	300' (91.4 m)	400' (121.9 m)
Paint Outlet - Filter Element	50-Mesh	50-Mesh	50-Mesh	50-Mesh	50-Mesh	50-Mesh
Paint Outlet - Filter Area	18-inches² (45.7 cm²)	18-inches² (45.7 cm²)	18-inches² (45.7 cm²)	18-inches² (45.7 cm²)	18-inches² (45.7 cm²)	18-inches² (45.7 cm²)
Weight - Gas (lbs)	103 (47 kg)	173 (78 kg)	179 (81 kg)	199 (99 kg)	130 (59 kg)	139 (63.1 kg)
Weight - Electric (lbs)	----	----	----	----	139 (63.1 kg)	148 (67.1 kg)
Dimensions (H x W x L) - Unit	28.5" x 37.5" x 40" (72.9 x 95.25 x 101.6 cm)	30" x 47" x 45" (76.2 x 119.1 x 114.3)	24" x 30" x 27" (61 x 76 x 68.5 cm)	24" x 30" x 27" (61 x 76 x 68.5 cm)	35" x 27" x 37" (89 x 68.5 x 18 cm)	35" x 27" x 37" (89 x 68.5 x 18 cm)
Gun Included	RX-Pro	RX-Pro	RX-Pro	RX-Pro	RX-Pro	S-3
TR' Tip Included	517	517	517	517	517	517
Airless Hose Included	1/4" x 50'	1/4" x 50'	1/4" x 50'	1/4" x 50'	1/4" x 50'	1/4" x 50'

						
PowrTwin 8900 Plus	PowrTwin 12000 Plus	PowrTwin 6900 Plus DI	PowrTwin 12000 Plus DI	Hydra Pro IV	Hydra M 4000	Hydra M 2000
0290018	0290016	0290021	0290023	433-820	433-801	433-860
0290027	----	0290029	----	----	----	----
2.50 (9.5 LPM)	3.15 (11.9 LPM)	2.25 (8.5 LPM)	3.15 (11.9 LPM)	2.50 (9.5 LPM)	3.30 (12.5 LPM)	6.00 (22.7 LPM)
1.25 (4.7 LPM)	1.25 (4.7 LPM)	1.25 (4.7 LPM)	1.25 (4.7 LPM)	----	----	----
0.054"	0.058"	0.050"	0.058"	0.050"	0.060"	0.075"
0.038"	0.040"	0.033"	0.040"	0.035"	0.040"	0.053"
0.032"	0.034"	----	----	0.029"	0.035"	----
0.028"	0.030"	----	----	0.025"	0.029"	----
0.024"	0.026"	----	----	0.021"	0.025"	----
----	0.024"	----	----	----	----	----
0.036"	0.036"	0.036"	0.036"	----	----	----
0.026"	0.026"	0.026"	0.026"	----	----	----
----	----	----	----	----	----	----
----	----	----	----	----	----	----
3300 (22.8 MPa)	3600 (26.4 MPa)	3300 (22.8 MPa)	3600 (26.4 MPa)	3300 (22.8 MPa)	4000 (27.6 MPa)	2000 (13.8 MPa)
200cc Honda® GX 200	270cc Honda® GX 270	160cc Honda® GX 160	270cc Honda® GX 270	270cc Honda® GX 270	390cc Honda® GX 390	390cc Honda® GX 390
2.00 HP TEFC DC	----	2.00 HP TEFC DC	----	----	----	----
400' (121.9 m)	400' (121.9 m)	400' (121.9 m)	400' (121.9 m)	300' (91.4 m)	300' (91.4 m)	400' (121.9 m)
50-Mesh	50-Mesh	50-Mesh	50-Mesh	50-Mesh	50-Mesh	50-Mesh
18-inches ² (45.7 cm ²)	18-inches ² (45.7 cm ²)	18-inches ² (45.7 cm ²)	18-inches ² (45.7 cm ²)	18-inches ² (45.7 cm ²)	18-inches ² (45.7 cm ²)	18-inches ² (45.7 cm ²)
155 (70.3 kg)	182 (82.6 kg)	149 (67.6 kg)	188 (85.3 kg)	350 (159 kg)	370 (168.2 kg)	385 (175 kg)
164 (74.4 kg)	188 (85.3 kg)	165 (74.8 kg)	192 (87.1 kg)	----	----	----
35" x 27" x 43" (89 x 68.5 x 109 cm)	35" x 27" x 46" (89 x 68.5 x 117 cm)	35" x 27" x 43" (89 x 68.5 x 109 cm)	35" x 27" x 46" (89 x 68.5 x 117 cm)	24" x 30" x 27" (61 x 76 x 68.5 cm)	35" x 27" x 37" (89 x 68.5 x 18 cm)	35" x 27" x 37" (89 x 68.5 x 18 cm)
RX-Apex, non-filtered	RX-Apex, non-filtered	RX-Apex, non-filtered	RX-Apex, non-filtered	----	----	----
517	517	517	517	----	----	----
1/4" x 50'	1/4" x 50'	3/8" x 50'	3/8" x 50'	----	----	----

WEAR GUARD

CONVENIENCE PROGRAM



PLATINUM PROGRAM

GET A SPARE FLUID SECTION
and save up to 80%
when you purchase a qualifying sprayer below:

LEVEL 1 **Impact® 400** **\$125⁰⁰**
CAD \$163

LEVEL 5 **PowrBeast™ 4700, 4700T, 7700, 9700** **\$368⁰⁰**
CAD \$482

LEVEL 2 **Impact® 440*, 540*, 640***
MultiFinish® 440
PowrLiner® 2850 **\$246⁰⁰**
CAD \$322

LEVEL 6 **AirCoat® 423, 620**
PowrCoat™ 630 **\$399⁰⁰**
CAD \$522

LEVEL 3 **Impact® 740, 840, 1040, 1140** **\$269⁰⁰**
CAD \$352

LEVEL 7 **PowrCoat™ 730, 745, 940, 960, 975, 1045, 1064, 1072**
Hydra™ Pro IV **\$618⁰⁰**
CAD \$809

LEVEL 4 **PowrTwin® 4900, 6900, 8900, 12000 Plus Impact® 1640**
PowrLiner 4955, 6955, 8955 **\$335⁰⁰**
CAD \$439

***IMPACT® 440, 540 640 FLUID SECTIONS INCLUDE \$375 IN ADDED FEATURES**
MANIFOLD FILTER HOUSING | PRESSURE TRANSDUCER | SUREFLO™ PUSHER VALVE | PRIME SPRAY VALVE

ELITE PROGRAM

GET A PERMASTROKE KIT
and save up to 55%
when you purchase a qualifying sprayer below:



LEVEL 1 **AirCoat** **\$80⁰⁰**
CAD \$105

LEVEL 2 **Elite™ 3500;**
PowrLiner 3500 **\$110⁰⁰**
CAD \$144



CONNECTOR APP
Available for download
theconnectorapp.com

Call Technical Services at
1-800-526-5362
for complete warranty information.

All information contained in this brochure is based on the latest information available at the time of printing. Titan reserves the right to make changes at any time, without notice. Due to continuous innovation, specifications may progressively change. Contact one of our dependable sales reps or call our dedicated customer service team for more information.