
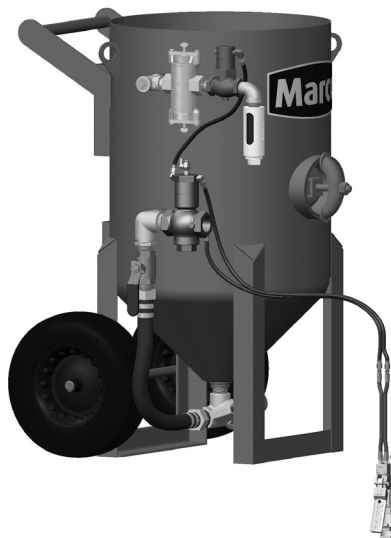

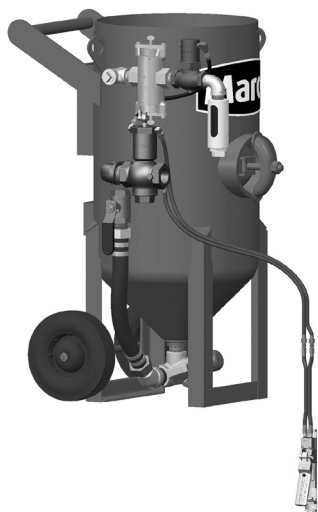




# MARCO® 125P REMOTE CONTROL SYSTEM CONVERSION KITS



## PART NUMBERS AND SCHEMATICS GUIDE

## Company Profile

Allredi was formed in the early 2020, when two of the largest distributors in the blasting, coating, safety, and environmental industry, APE Companies and Marco Group International, joined forces. While the qualities both companies are known for have not changed, a lot about our business is new. New abilities. New agilities. New ways to help you win. This calls for a new name, Allredi.

This name exemplifies what we have become. It is completely oriented to the needs of our customers. To your needs. It says that when you call us for anything – products, service, expert advice, anything – you can consider it done. Or even better, Allredi done.

We are your right-now supplier. From skills to SKUs, we deliver the goods fast. So you can be more agile every minute, every day. This is who we are. This is what our new name means. Go ahead and expect excellence, because we're bringing it.

## Our Mission and Vision

To be the industry's preferred partner in surface preparation solutions through unrivaled technical expertise, customer experience, product availability, and tailored service offerings.

## The Allredi Difference

- **Industry Experience** – With Allredi on your team, you have access to expertise which can only come from decades of industry leadership. We have organized our engineering department, production specialists, customer operations, and safety support into a “Center of Competence.” As an Allredi customer, you have access to hundreds of years of cumulative experience related to your operations.
- **Manufacturing Excellence** – Allredi is a U.S. based manufacturer of equipment for the Surface Preparation and Protective Coatings industries. Allredi's engineers benchmark the industry to ensure that we design and manufacture superior products that set the “Gold Standard” for performance, safety, and quality.
- **Legendary Customer Service** – Allredi's legendary customer service team is staffed by friendly, highly-trained individuals who are focused on providing the highest level of product support, order accuracy, and customer satisfaction.
- **Product Availability** – We stock over 10,000 SKU's and have over 45 shipping locations to serve North American and International markets for all major brands of blasting, coating, environmental, and safety equipment. Allredi is your right-now supplier, so you can keep your projects moving. From our foundation of strong relationships, we have built a nationwide network that puts vast inventory and ready service close to our customers. We provide advanced expertise, and we deliver the goods fast – so you can easily access the products and services you need to me more agile every minute, every day.
- **Technology Leadership** – Our website provides: Operator's Manuals, Part Numbers and Schematics Guides, SDS information, and key product features and specifications, providing access to information 24/7.

# TABLE OF CONTENTS

<b>Company Profile</b> .....	<b>1</b>
<b>Table of Contents</b> .....	<b>2</b>
<b>125P Pneumatic Conversion Kits</b> .....	<b>3-18</b>
3.5 Cu. Ft. Abrasive Blasting Pot. ....	3-4
Part Numbers and Schematics. ....	5-6
3.0 Cu. Ft. Abrasive Blasting Pot. ....	7-8
Part Numbers and Schematics. ....	9-10
6.5 Cu. Ft. Abrasive Blasting Pot. ....	11-12
Part Numbers and Schematics. ....	13-14
6.0 Cu. Ft. Abrasive Blasting Pot. ....	15-16
Part Numbers and Schematics. ....	17-18
<b>Optional Accessories</b> .....	<b>19-20</b>
<b>Literature References</b> .....	<b>21</b>
<b>Maintenance Notes</b> .....	<b>22</b>

## PART NUMBERS AND SCHEMATICS GUIDE

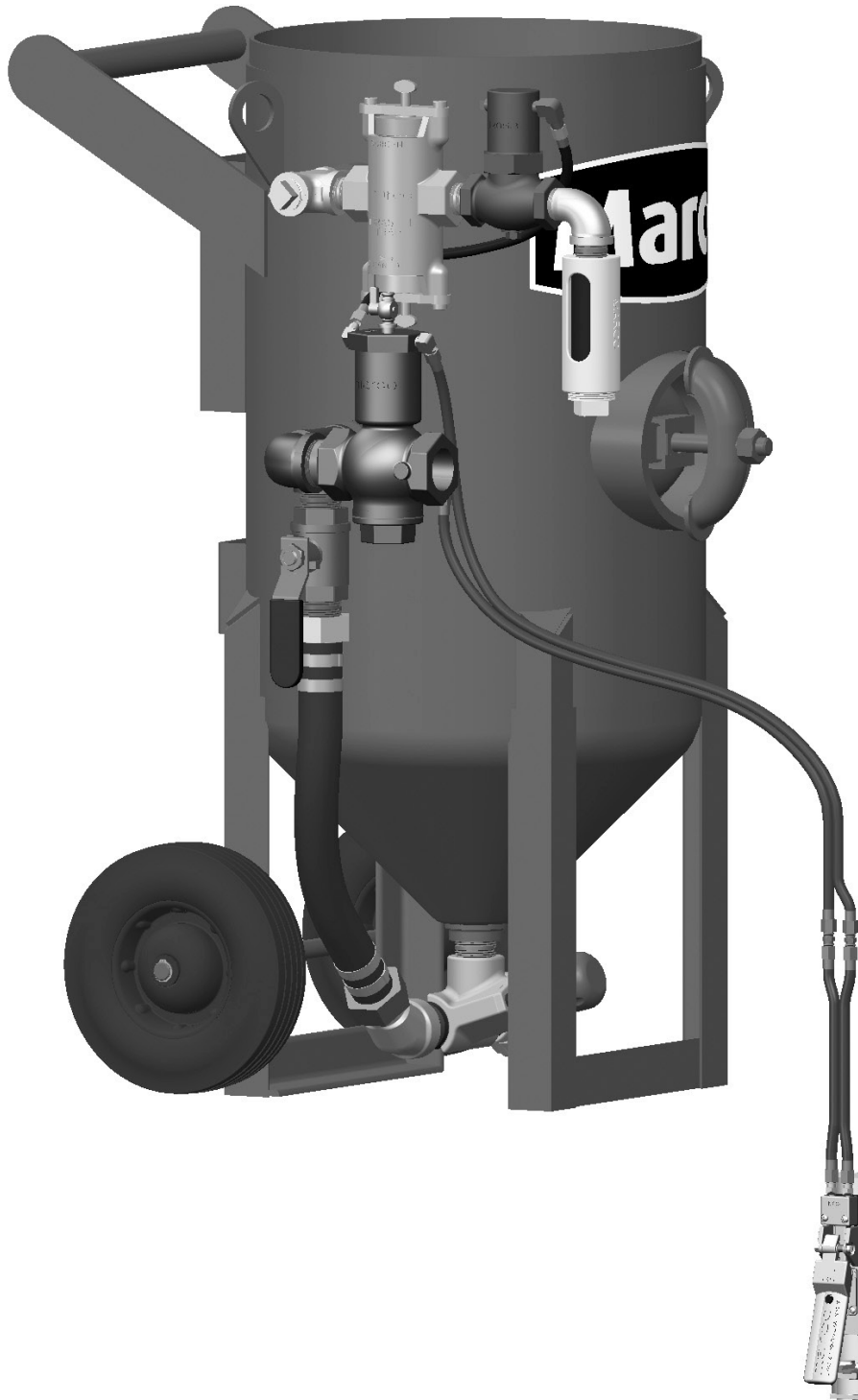
### PNEUMATIC REMOTE CONTROL SYSTEM KITS – 3.5 CU. FT. M-SERIES BLAST POT

<b>Part Numbers</b>	<b>Marco® 1-1/4" Bantam Metering Valve</b>	<b>Marco® 1-1/2" Bantam Metering Valve</b>	<b>Marco® 150P Remote Control Switch</b>	<b>1" Outlet Valve</b>	<b>1-1/2" Inlet Valve</b>	<b>Twinline</b>	<b>Pusher Line Assembly</b>	<b>Blast Pot Muffler</b>
<b>1012560</b>	X		X	X	X	50 Ft.	X	X
<b>1012565</b>		X	X	X	X	50 Ft.	X	X

For converting a bare pot to pneumatic remote control system.

Includes: Marco® Bantam Metering Valve, Marco® 150P Remote Control Switch, Abrasive Trap, Twinline, Air Hose Pusher Line, Inlet Valve, Outlet Valve, Blast Pot Muffler, and various pipe fittings

## PART NUMBERS AND SCHEMATICS GUIDE



# PART NUMBERS AND SCHEMATICS GUIDE

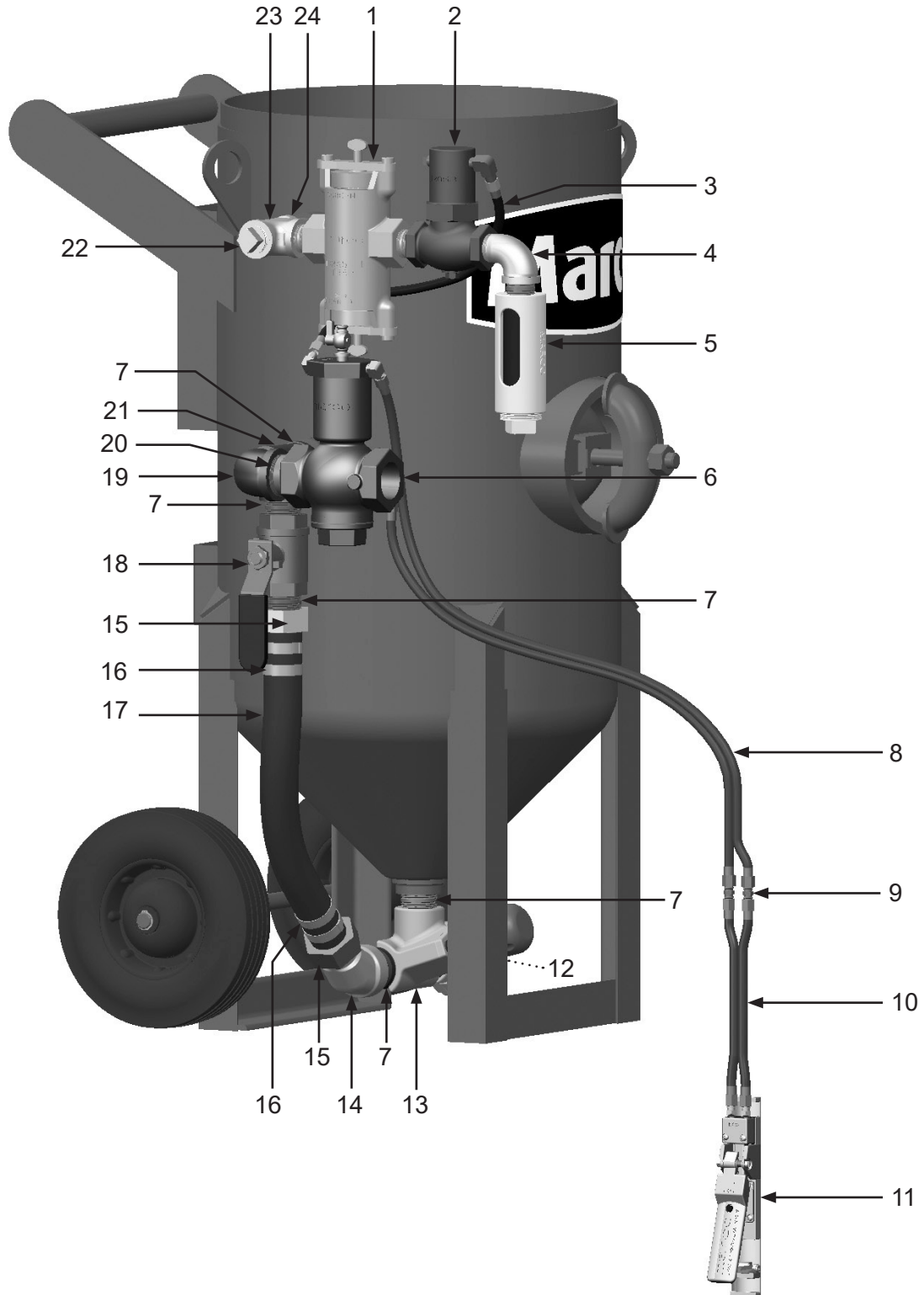
## 125P Pneumatic Conversion Kit – 3.5 Cu. Ft. M-Series Blast Pot

Item #	Part #	Description
<b>Fig. 1</b>		
—	<b>1012560</b>	<b>125P Pneumatic Conversion Kit – 1-1/4" Bantam Metering Valve – 3.5 Cu. Ft. Pot</b>
—	<b>1012565</b>	<b>125P Pneumatic Conversion Kit – 1-1/2" Bantam Metering Valve – 3.5 Cu. Ft. Pot</b>
1	1012000	Abrasive Trap
2	1012050	1" Outlet Valve
3	10CL18	Coupled Pneumatic Control Line – 18 Inches
4	1011801	1" Street Elbow
5	1011100	Blast Pot Exhaust Muffler
6	1012200	1-1/2" Inlet Valve
7	1011201	1-1/4" Close Nipple ( <i>Quantity of Five</i> ) ( <i>For use with 1012560</i> )
	1014015	1-1/2" Close Nipple ( <i>Quantity of Five</i> ) ( <i>For use with 1012565</i> )
8	10TL5	Coupled Pneumatic Control Line – 5 Feet
9	1017001	3/16" I.D. Hose Union ( <i>Quantity of Two</i> )
10	10TL50	Coupled Pneumatic Control Line – 50 Feet
11	1015000	Marco® 150P Remote Control Switch
12	10SB2S	1-1/2" Straight Thread Pot
13	1014101	1-1/4" Bantam Metering Valve ( <i>For use with 1012560</i> )
	1014102	1-1/2" Bantam Metering Valve ( <i>For use with 1012565</i> )
14	1011830	1-1/4" 45° Street Elbow ( <i>For use with 1012560</i> )
	1011805	1-1/2" 45° Street Elbow ( <i>For use with 1012565</i> )
15	10SFE3	1-1/4" Female Swivel Air Hose End ( <i>Quantity of Two</i> ) ( <i>For use with 1012560</i> )
	10SFE4	1-1/2" Female Swivel Air Hose End ( <i>Quantity of Two</i> ) ( <i>For use with 1012565</i> )
16	10103737	1-1/4" I.D. T-Bolt Hose Clamp ( <i>For use with 1012560</i> )
	10103738	1-1/2" I.D. T-Bolt Hose Clamp ( <i>For use with 1012565</i> )
17	10AH114B	1-1/4" I.D. Air Hose – Per Foot ( <i>Three Feet Required</i> ) ( <i>For use with 1012560</i> )
	10AH112B	1-1/2" I.D. Air Hose – Per Foot ( <i>Three Feet Required</i> ) ( <i>For use with 1012565</i> )
18	1011602	1-1/4" Full Port Ball Valve ( <i>For use with 1012560</i> )
	1011603	1-1/2" Full Port Ball Valve ( <i>For use with 1012565</i> )
19	1011839	1-1/2" 90° Street Elbow
20	1014015	1-1/2" Close Nipple
21	1011834	1-1/2" x 1-1/4" x 1-1/4" Pipe Tee ( <i>For use with 1012560</i> )
	1011833	1-1/4" x 1-1/2" x 1-1/2" Pipe Tee ( <i>For use with 1012565</i> )
22	1011901	1" Square Head Pipe Plug
23	1011816	1" Pipe Tee
24	1011843	1" x 2-1/2" Close Nipple
—	1091045	Hazard Identification Tag ( <i>Quantity of Four</i> ) ( <i>Not Shown</i> )

See page 21 for product literature

## PART NUMBERS AND SCHEMATICS GUIDE

Figure 1: 125P Pneumatic Conversion Kit – 3.5 Cu. Ft. M-Series Blast Pot



## PART NUMBERS AND SCHEMATICS GUIDE

### PNEUMATIC REMOTE CONTROL SYSTEM KITS – 3.0 CU. FT. C-SERIES BLAST POT


Part Numbers	Marco® Regulator Metering Valve	Marco® 150P Remote Control Switch	1" Outlet Valve	1-1/2" Inlet Valve	Twinline	Pusher Line Assembly	Blast Pot Muffler
10109171	X	X	X	X	50 Ft.	X	X

For converting bare pot to pneumatic remote control system.

Includes: Marco® Regulator Metering Valve, Marco® 150P Remote Control Switch, Abrasive Trap, Twinline, Air Hose Pusher Line, Inlet Valve, Outlet Valve, Blast Pot Exhaust Muffler, and various pipe fittings



## PART NUMBERS AND SCHEMATICS GUIDE



## PART NUMBERS AND SCHEMATICS GUIDE

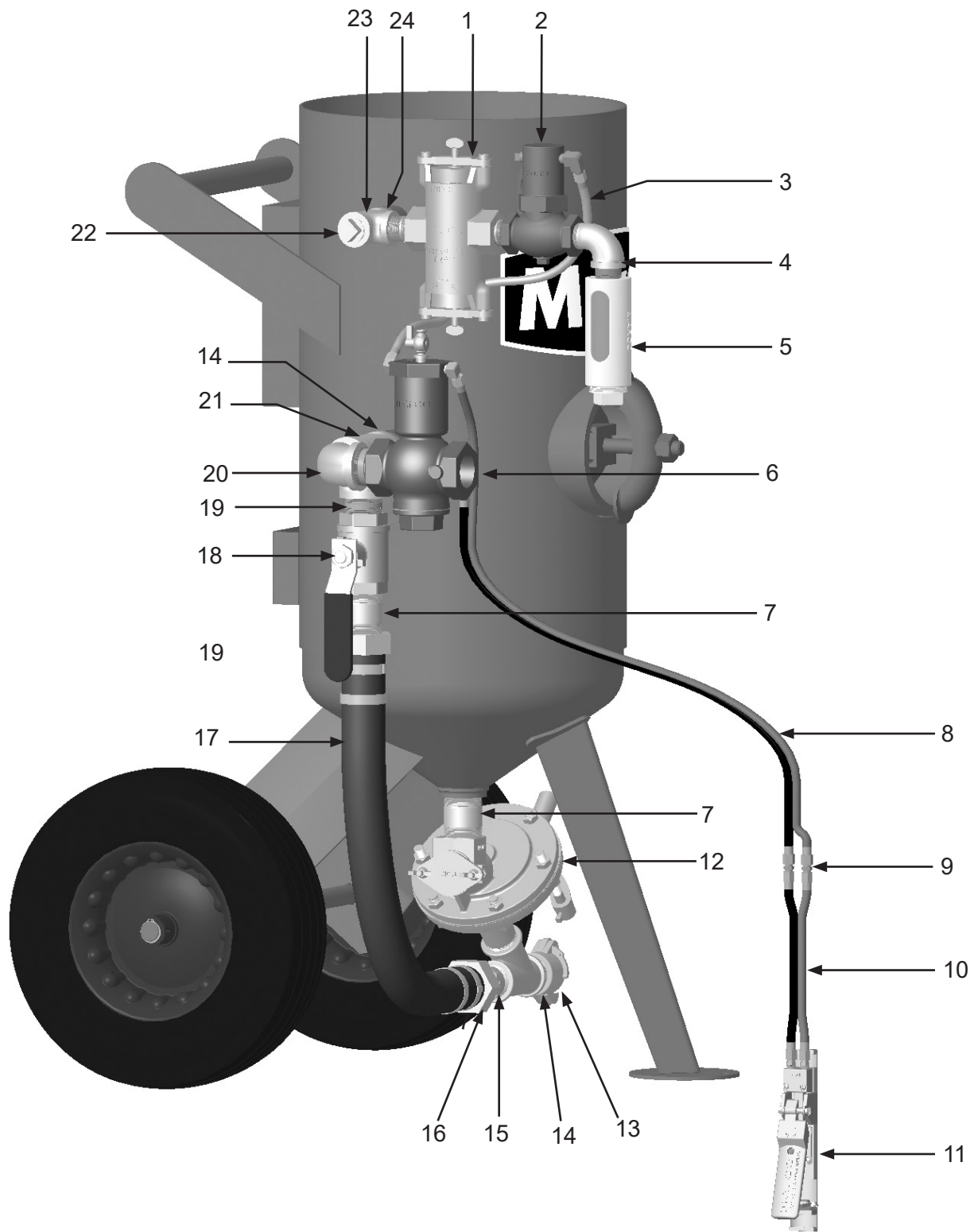
### 125P Pneumatic Conversion Kit – 3.0 Cu. Ft. C-Series Blast Pot

Item #	Part #	Description
<b>Fig. 2</b>		
—	<b>10109171</b>	<b>125P Pneumatic Conversion Kit – Regulator Metering Valve – 3.0 Cu. Ft. Pot</b>
1	1012000	Abrasive Trap
2	1012050	1" Outlet Valve
3	10CL18	Coupled Pneumatic Control Line – 18 Inches
4	1011801	1" Street Elbow
5	1011100	Blast Pot Muffler
6	1012200	1-1/2" Inlet Valve
7	1011203	1-1/2" x 3" Nipple ( <i>Quantity of Two</i> )
8	10TL5	Coupled Pneumatic Control Line – 5 Feet
9	1017001	3/16" I.D. Hose Union ( <i>Quantity of Two</i> )
10	10TL50	Coupled Pneumatic Control Line – 50 Feet
11	1015000	Marco® 150P Remote Control Switch
12	1014000	Marco® Regulator Metering Valve (See Literature 106M021)
13	10SB1	1-1/4" Brass Tank Coupling
14	1011201	1-1/4" Galvanized Close Nipple ( <i>Quantity of Two</i> )
15	1011206	1-1/4" x 2-1/2" Galvanized Nipple
16	1011501	1-1/2" (M) x 1-1/4" (F) Galvanized Hex Bushing
17	1006312	1-1/2" I.D. Pusher Line Assembly
18	1011603	1-1/2" Full Port Ball Valve
19	1014015	1-1/2" Close Nipple
20	1011839	1-1/2" 90° Galvanized Street Elbow
21	1011833	1-1/4" x 1-1/2" x 1-1/2" Galvanized Pipe Tee
22	1011901	1" Square Head Pipe Plug
23	1011816	1" Pipe Tee
24	1012151	1" Galvanized Close Nipple
—	1091024	Hazard Identification Tag for Muffler ( <i>Not Shown</i> )
—	1091045	Hazard Identification Tag ( <i>Quantity of Three</i> ) ( <i>Not Shown</i> )

See page 21 for product literature

## PART NUMBERS AND SCHEMATICS GUIDE

Figure 2: 125P Pneumatic Conversion Kit – 3.0 Cu. Ft. C-Series Blast Pot



## PART NUMBERS AND SCHEMATICS GUIDE

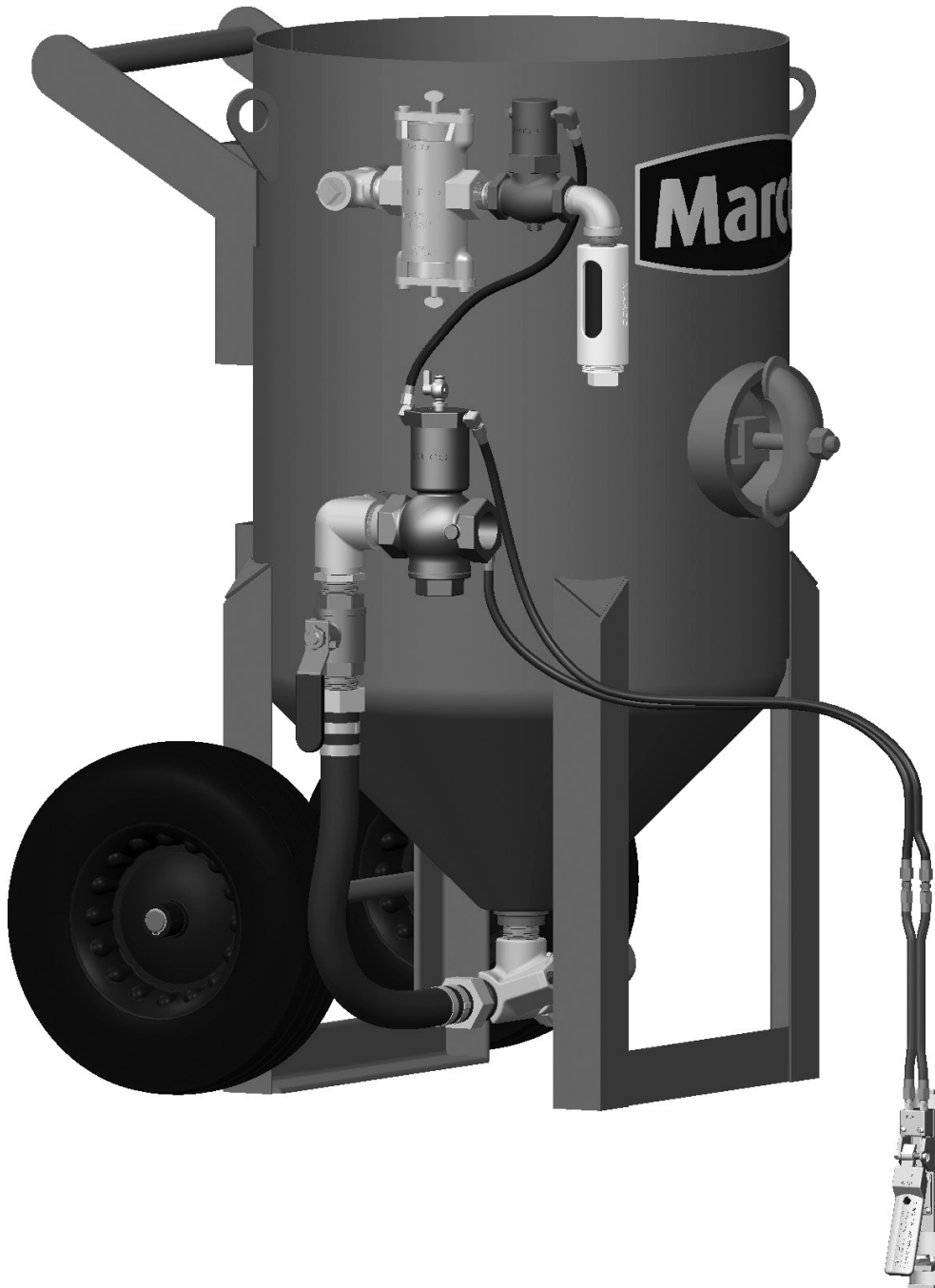
### PNEUMATIC REMOTE CONTROL SYSTEM KITS – 6.5 CU. FT. M-SERIES BLAST POT

<b>Part Numbers</b>	<b>Marco® 1-1/4" Bantam Metering Valve</b>	<b>Marco® 1-1/2" Bantam Metering Valve</b>	<b>Marco® 150P Remote Control Switch</b>	<b>1" Outlet Valve</b>	<b>1-1/2" Inlet Valve</b>	<b>Twinline</b>	<b>Pusher Line Assembly</b>	<b>Blast Pot Muffler</b>
<b>10107220</b>	X		X	X	X	50 Ft.	X	X
<b>10107221</b>		X	X	X	X	50 Ft.	X	X

For converting bare pot to pneumatic remote control system.

Includes: Marco® Bantam Metering Valve, Marco® 150P Remote Control Switch, Abrasive Trap, Twinline, Air Hose Pusher Line, Inlet Valve, Outlet Valve, Blast Pot Muffler, and various pipe fittings

## PART NUMBERS AND SCHEMATICS GUIDE



## PART NUMBERS AND SCHEMATICS GUIDE

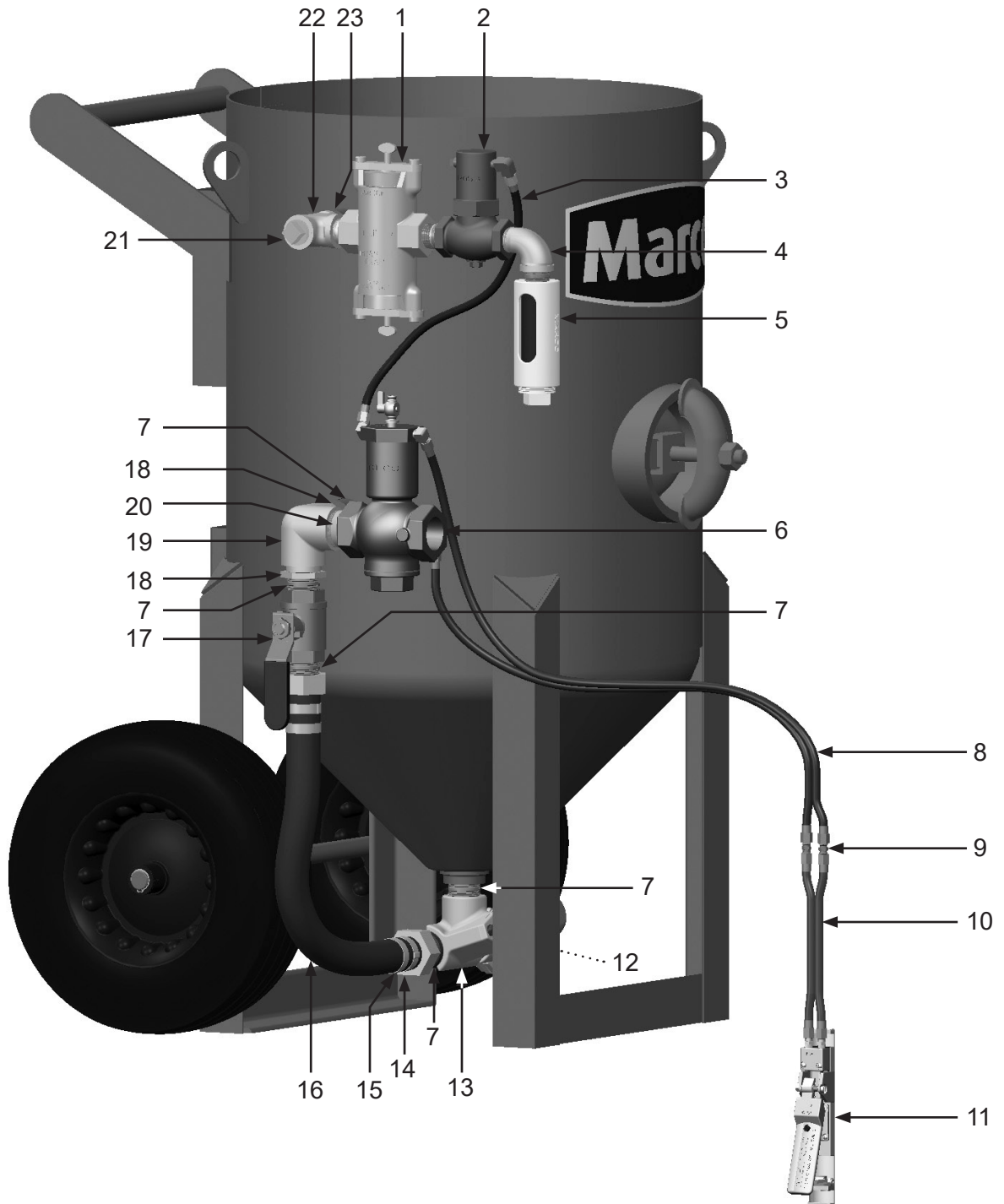
### 125P Pneumatic Conversion Kit – 6.5 Cu. Ft. M-Series Blast Pot

Item #	Part #	Description
<b>Fig. 3</b>		
—	<b>10107220</b>	<b>125P Pneumatic Conversion Kit – 1-1/4" Bantam Metering Valve – 6.5 Cu. Ft. Pot</b>
—	<b>10107221</b>	<b>125P Pneumatic Conversion Kit – 1-1/2" Bantam Metering Valve – 6.5 Cu. Ft. Pot</b>
1	1012000	Abrasive Trap
2	1012050	1" Outlet Valve
3	10CL18	Coupled Pneumatic Control Line – 18 Inches
4	1011801	1" Street Elbow
5	1011100	Blast Pot Muffler
6	1012200	1-1/2" Inlet Valve
7	1011201	1-1/4" Close Nipple ( <i>Quantity of Five</i> ) ( <i>For use with 10107220</i> )
	1014015	1-1/2" Close Nipple ( <i>Quantity of Five</i> ) ( <i>For use with 10107221</i> )
8	10TL5	Coupled Pneumatic Control Line – 5 Feet
9	1017001	3/16" I.D. Hose Union ( <i>Quantity of Two</i> )
10	10TL50	Coupled Pneumatic Control Line – 50 Feet
11	1015000	Marco® 150P Remote Control Switch
12	10SB2S	1-1/2" Straight Thread Pot
13	1014101	1-1/4" Bantam Metering Valve ( <i>For use with 10107220</i> )
	1014102	1-1/2" Bantam Metering Valve ( <i>For use with 10107221</i> )
14	10SFE3	1-1/4" Female Swivel Air Hose End ( <i>Quantity of Two</i> ) ( <i>For use with 10107220</i> )
	10SFE4	1-1/2" Female Swivel Air Hose End ( <i>Quantity of Two</i> ) ( <i>For use with 10107221</i> )
15	10103737	1-1/4" I.D. T-Bolt Hose Clamp ( <i>For use with 10107220</i> )
	10103738	1-1/2" I.D. T-Bolt Hose Clamp ( <i>For use with 10107221</i> )
16	10AH114B	1-1/4" I.D. Air Hose – Per Foot ( <i>Three Feet Required</i> ) ( <i>For use with 10107220</i> )
	10AH112B	1-1/2" I.D. Air Hose – Per Foot ( <i>Three Feet Required</i> ) ( <i>For use with 10107221</i> )
17	1011602	1-1/4" Full Port Ball Valve ( <i>For use with 10107220</i> )
	1011603	1-1/2" Full Port Ball Valve ( <i>For use with 10107221</i> )
18	1011501	1-1/2" (M) x 1-1/4" (F) Bushing
19	1011804	1-1/2" 90° Elbow with Side-Out
20	1014015	1-1/2" Close Nipple
21	1011901	1" Square Head Pipe Plug
22	1011816	1" Pipe Tee
23	1012151	1" Close Nipple
—	1091045	Hazard Identification Tag ( <i>Quantity of Four</i> ) ( <i>Not Shown</i> )

See page 21 for product literature

## PART NUMBERS AND SCHEMATICS GUIDE

Figure 3: 125P Pneumatic Conversion Kit – 6.5 Cu. Ft. M-Series Blast Pot



## PART NUMBERS AND SCHEMATICS GUIDE

### PNEUMATIC REMOTE CONTROL SYSTEM KITS – 6.0 CU. FT. C-SERIES BLAST POT


Part Numbers	Marco® Regulator Metering Valve	Marco® 150P Remote Control Switch	1" Outlet Valve	1-1/2" Inlet Valve	Twinline	Pusher Line Assembly	Blast Pot Muffler
10109174	X	X	X	X	50 Ft.	X	X

For converting bare pot to pneumatic remote control system.

Includes: Marco® Regulator Metering Valve, Marco® 150P Remote Control Switch, Abrasive Trap, Twinline, Air Hose Pusher Line, Inlet Valve, Outlet Valve, Blast Pot Muffler, and various pipe fittings



## PART NUMBERS AND SCHEMATICS GUIDE



## PART NUMBERS AND SCHEMATICS GUIDE

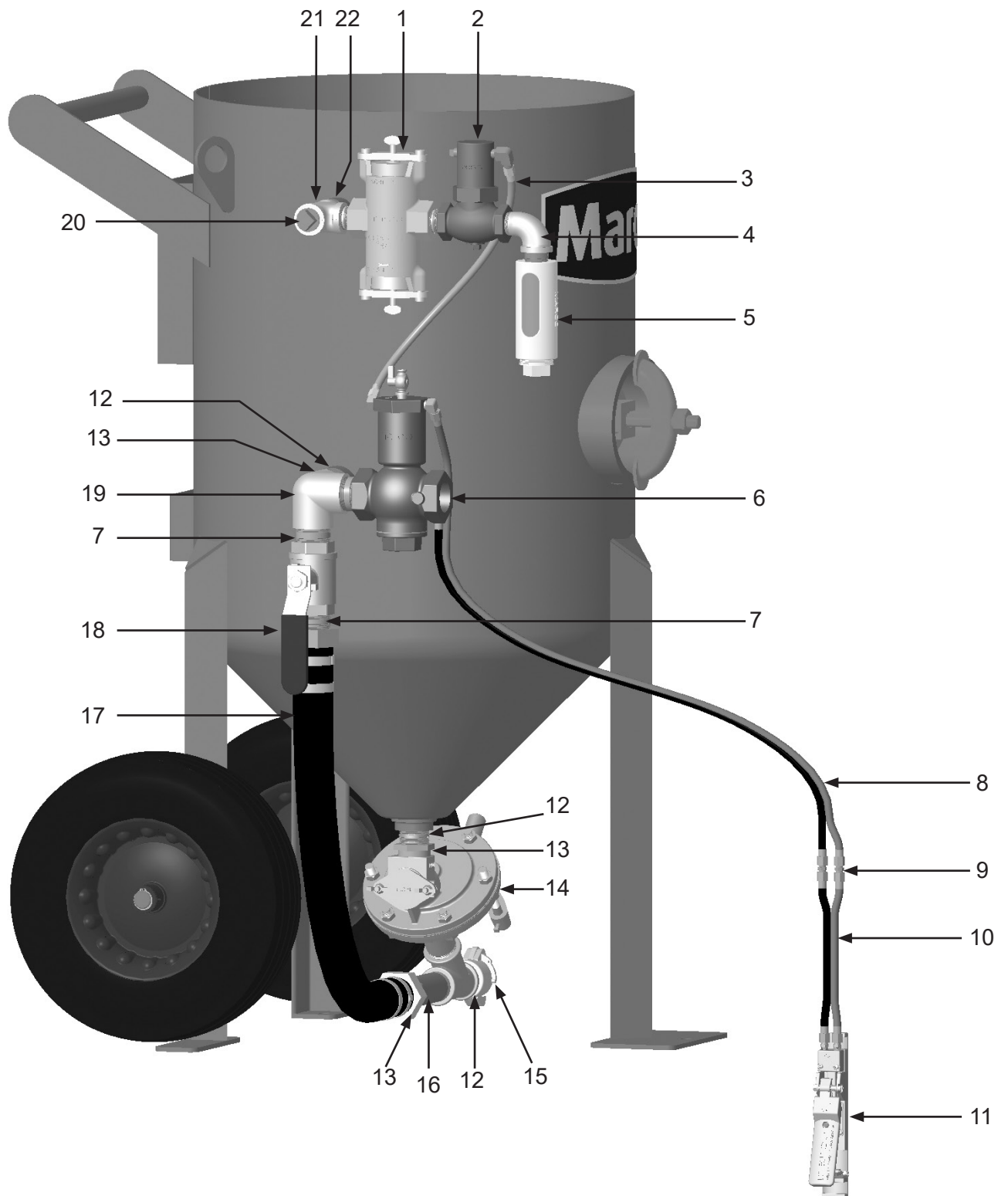
### 125P Pneumatic Conversion Kit – 6.0 Cu. Ft. C-Series Blast Pot

Item #	Part #	Description
<b>Fig. 4</b>		
—	<b>10109174</b>	<b>125P Pneumatic Conversion Kit – Regulator Metering Valve – 6.0 Cu. Ft. Pot</b>
1	1012000	Abrasive Trap
2	1012050	1" Outlet Valve
3	10CL18	Coupled Pneumatic Control Line – 18 Inches
4	1011801	1" Street Elbow
5	1011100	Blast Pot Muffler
6	1012200	1-1/2" Inlet Valve
7	1014015	1-1/2" Close Nipple ( <i>Quantity of Two</i> )
8	10TL5	Coupled Pneumatic Control Line – 5 Feet
9	1017001	3/16" I.D. Hose Union ( <i>Quantity of Two</i> )
10	10TL50	Coupled Pneumatic Control Line – 50 Feet
11	1015000	Marco® 150P Remote Control Switch
12	1011201	1-1/4" Galvanized Close Nipple ( <i>Quantity of Three</i> )
13	1011501	1-1/2" (M) x 1-1/4" (F) Galvanized Hex Bushing ( <i>Quantity of Three</i> )
14	1014000	Marco® Regulator Metering Valve (See Literature 106M021)
15	10SB1	1-1/4" Brass Tank Coupling
16	1011202	1-1/4" x 6" Galvanized Nipple
17	1006312	1-1/2" I.D. Pusher Line Assembly
18	1011603	1-1/2" Full Port Ball Valve
19	1011804	1-1/2" 90° Elbow with Side-Out
20	1011901	1" Square Head Pipe Plug
21	1011816	1" Pipe Tee
22	1012151	1" Galvanized Close Nipple
—	1091024	Hazard Identification Tag for Muffler ( <i>Not Shown</i> )
—	1091045	Hazard Identification Tag ( <i>Quantity of Three</i> ) ( <i>Not Shown</i> )

See page 21 for product literature

## PART NUMBERS AND SCHEMATICS GUIDE

Figure 4: 125P Pneumatic Conversion Kit – 6.0 Cu. Ft. C-Series Blast Pot



## OPTIONAL ACCESSORIES

Part Numbers	PNEUMATIC CONTROL LINE	
	Length	Fittings
10TL3	3 Feet	1017016 (Quantity of Four)
10TL5	5 Feet	1017016 (Quantity of Four)
10TL25	25 Feet	1017016 (Quantity of Four)
10TL50	50 Feet	1017016 (Quantity of Four)
10TL100	100 Feet	1017016 (Quantity of Four)
10TLBK	Per Foot	None



10TL3  
10TL5










10TL25  
10TL50  
10TL100



10TLBK

## OPTIONAL ACCESSORIES

	Part Numbers	PNEUMATIC CONTROL LINE FITTINGS
	1017016	3/16" Female Nut & Barb
	10C01943	3/16" Female Reusable Hose End
	1017017	Pneumatic Control Line Hose Ferrule
	1017011	Pneumatic Control Line Oetiker® Clamp
	1017001	3/16" Male x Male Hose Union

	Part Numbers	PNEUMATIC CONTROL LINE FITTINGS ACCESSORIES
	10DX855A	Ferrule Crimping Tool
	10DX1098	Oetiker® Clamp Tool

# LITERATURE REFERENCES

## Remote Control System

106M014	Part Numbers and Schematics Guide – Marco® 125P Remote Control System
1090014	Operator's Manual – Marco® 125P Remote Control System

## Remote Control Switch

106M023	Part Numbers and Schematics Guide – Marco® 150P Remote Control Switch
1090023	Operator's Manual – Marco® 150P Remote Control Switch

## Abrasive Metering Valve

106M022	Part Numbers and Schematics Guide – Marco® Bantam Metering Valve
1090022	Operator's Manual – Marco® Bantam Metering Valve

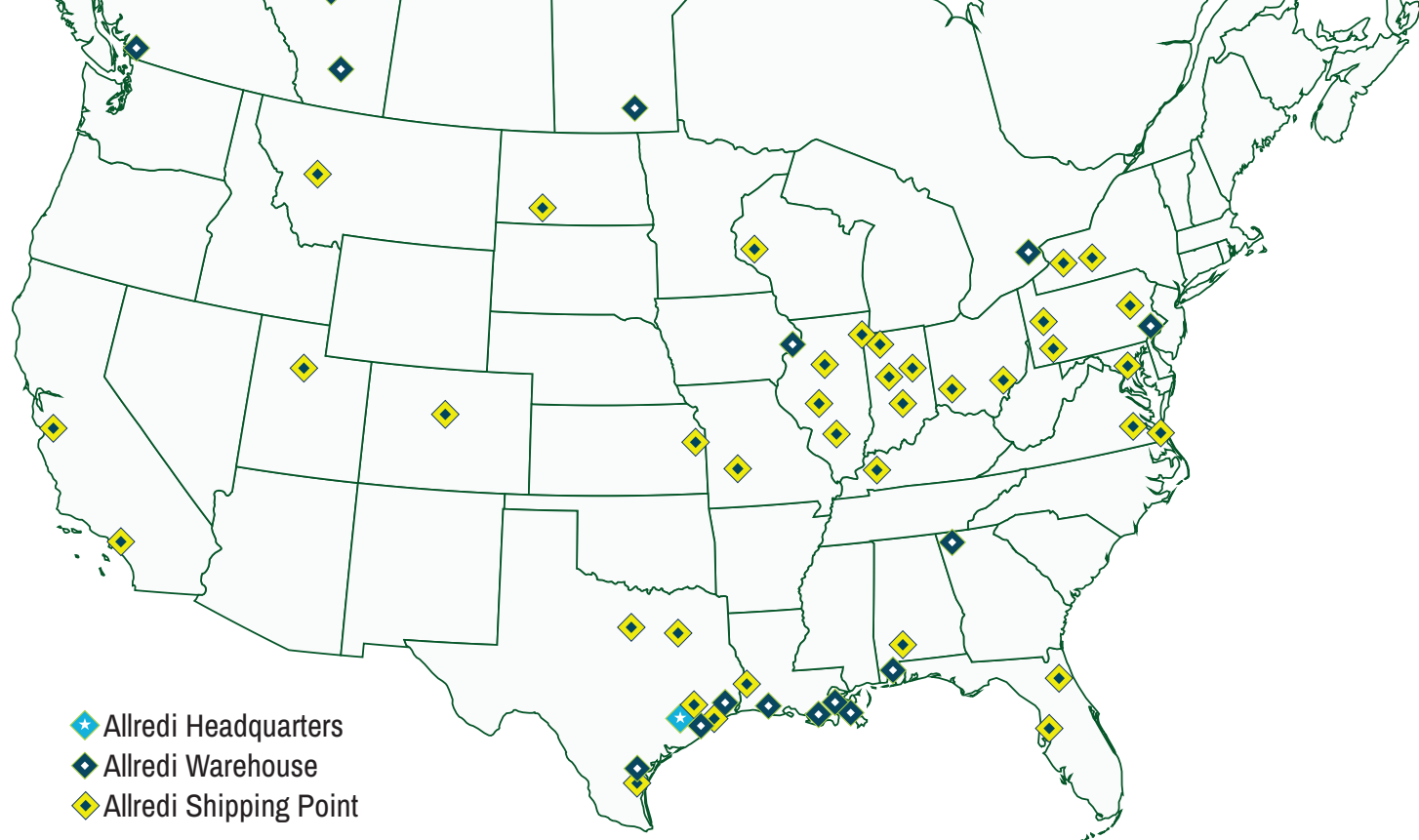
106M021	Part Numbers and Schematics Guide – Marco® Regulator Metering Valve
1090021	Operator's Manual – Marco® Regulator Metering Valve

## Abrasive Blasting Pot Muffler

106M347	Part Numbers and Schematics Guide – Blast Pot Exhaust Muffler
---------	---

## MAINTENANCE NOTES

[illegible]



## ALLREDI THERE

Serving these industries: Bridge, Pipeline, Tank & Tower, Concrete Services, Rail, Shipyard & Marine, Pools & Fountains, and Foundry

### UNITED STATES

**Pasadena, TX (Headquarters)**  
844.361.7038

**Beaumont, TX**  
409.722.1284

**Bristol, PA**  
215.826.8080

**Corpus Christi, TX**  
361.887.2038

**Davenport, IA**  
563.324.2519

**Deer Park, TX**  
(Service & Rental Location)  
281.930.0905

**Duluth, GA**  
800.535.4564

**Gonzales, LA**  
225.647.7575

**Harvey, LA**  
504.367.8090

**Houma, LA**  
985.580.4273

**Lafayette, LA**  
337.267.1440

**Theodore, AL**  
251.338.7525

### CANADA

**Calgary, Alberta**  
403.279.1924

**Coquitlam, BC**  
604.464.6979

**Edmonton, Alberta**  
780.468.2588 (Manus)  
780.425.5510 (Mod-U-Blast)

**Hamilton, Ontario**  
905.527.6000 / 888.794.5665

**Mississauga, Ontario**  
905.890.5837

**Winnipeg, Manitoba**  
204.256.3324

**WWW.ALLREDI-US.COM / 800.252.7848**

**WWW.ALLREDI-CA.COM / 800.661.3842**

Allredi™ and Marco® are registered trademarks of Allredi, LLC.  
Mod-U-Blast® is a registered trademark of Allredi Blast & Abrasives Canada, Inc.  
All other brand names or marks are used for identification purposes and are trademarks of their respective owners.

**ALLREDI™**

Literature #106M620\_3/5/2024